

PRESS RELEASE

Basel, Switzerland, November 28th, 2018.

Clinerion upgrades its website with realtime statistics from Patient Network Explorer and a dynamic map searchable for disease indications across its global patient network.

Clinerion has added a live heatmap to its homepage indicating prevalence of searchable disease indications by ICD10 code according to the global patient network in its Patient Network Explorer. Real-time statistics including the number of countries, sites and patients from Clinerion's international network of partner hospitals are also now displayed.

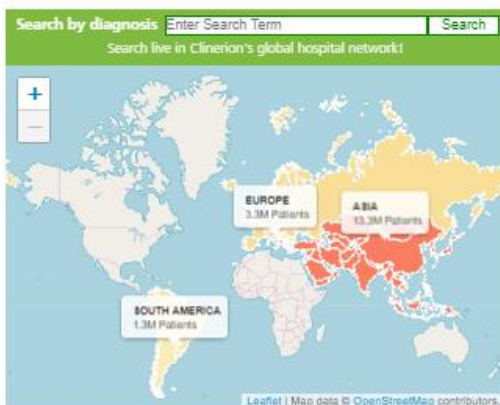
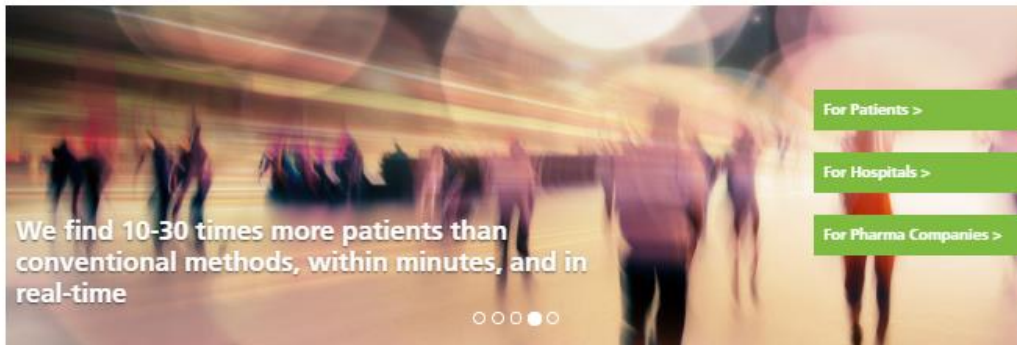
Visitors to Clinerion's website may now see a dynamic visual representation of its patient network on a map. The map shows locations, by country, and numbers of patients. When searched for a disease indication, the map shows a heatmap representation of the prevalence of the searched term, including partial matches. The user can then select a particular term to see its prevalence displayed on the map. This heatmap is linked directly to Clinerion's Patient Network Explorer platform and shows live data from Clinerion's international network of partner hospitals.

Alongside the map, visitors can also see the current global coverage of Patient Network Explorer, in terms of numbers of patients, sites and countries. These metrics reflect the current state of data on Clinerion's network of partner hospitals and other data partners.

Patient Network Explorer integrates anonymised patient electronic health record data from Clinerion's international network of partner hospitals and other data partners without compromising patient privacy. Patient Network Explorer is a hybrid cloud- and federated-server system that allows interoperable query of all partner databases instantaneously, at the same time, and in real-time. Patient Network Explorer leverages patient electronic health record data to offer data intelligence for drug development and bringing innovative drugs to patients earlier.

For clinical research, Patient Network Explorer improves the efficiency and effectiveness of clinical trial recruitment by offering data-driven protocol optimization, site feasibility evaluation and real-time patient search and identification to match patients to treatments. For real-world evidence, Patient Network Explorer offers access to real-world data queried directly from anonymised patient data, allowing detailed data analysis of patient journeys and outcomes.

"Our international hospital network is rapidly expanding, and Clinerion's offering is dynamically evolving," says Ian Rentsch, CEO of Clinerion. "The heatmap and homepage statistics help our visitors to keep track of our coverage."



Events

Event December 11, 2018
7. Nationales Biobanken-Symposium 2018
Thrilled to participate at the seventh Nationales Biobanken-Symposium! Come visit us at our booth, and come hear us present our patient data analytics platform and engage in a panel discussion!

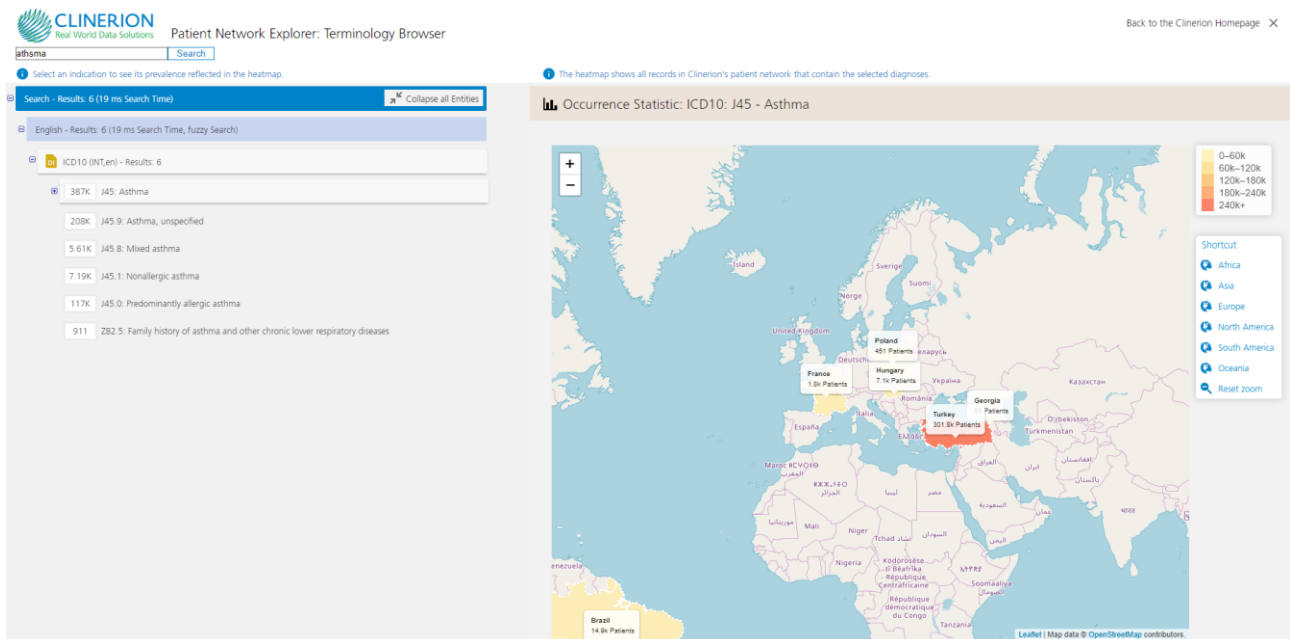
Event November 28, 2018
Partnerships in Clinical Trials Europe 2018
We are coming to PCT Europe! Come and see us at our booth, B64!

next >

News

News November 21, 2018
Clinerion article: Digital Technologies in Clinical Research Networks - Clinical Connectivity (International Clinical Trials)
International Clinical Trials asked for our thoughts on how digital and cloud technologies are impacting clinical trials. Our article is now published!

Clinerion's homepage now contains real-time statistics from its Patient Network Explorer and a dynamic map which can be searched live for disease indications across its global patient network.



Caption: The map dynamically shows live data on locations and numbers of patients according to the prevalence of a searched disease indication. This data is taken in real-time from the international network of partner hospitals on Clinerion’s Patient Network Explorer platform.

About Clinerion

Clinerion accelerates clinical research and medical access to treatments for patients. We use proprietary technologies for analysis of patient data from our global network of partner hospitals. Clinerion’s Patient Network Explorer radically improves the efficiency and effectiveness of clinical trial recruitment by offering data-driven protocol optimization, site feasibility evaluation and real-time patient search and identification to match patients to treatments. Our technology solution provides real-world evidence analytics for medical access. Clinerion facilitates the participation of partner hospitals in leading-edge, industry-sponsored trials and time savings in patient recruitment. We create innovative and disruptive fit-for-purpose solutions which enable pharmaceutical companies to shorten patient recruitment and save costs by streamlining operations and leveraging strategic intelligence. Clinerion’s proprietary Big Data analytics technologies leverage real-time data from electronic health records which comply with international patient privacy and data security regulations. Clinerion is a global data technology service company headquartered in Switzerland.

Clinerion website: www.clinerion.com

Clinerion’s Patient Network Explorer:

www.clinerion.com/index/OverviewOurSolutions/ClinerionPatientNetworkExplorer

For more information, please contact:

Le Vin Chin

Director, Head of Marketing & Communications

Clinerion Ltd
Elisabethenanlage 11, 4051 Basel, Switzerland
Tel.: +41 61 865 60 54
media@clinerion.com